



Northern Lights Fly Tyer

A FREE PUBLICATION BY THE MEMBERS OF THE NORTHERN LIGHTS FLYTYING CLUB

VOLUME 1, ISSUE 2

WEBSITE : <http://www.planet.eon.net/~flyfish/Northern.htm>


OCTOBER, 1997

E-MAIL : fyfish@connect.ab.ca

THE NORTHERN LIGHTS FLY TYING CLUB

Providing a friendly atmosphere for novice and experienced fly tyers and fly fishers to learn and share information

THE NORTHERN LIGHTS KLAVES!



That's right we don't "just" tie flies here at The Northern Lights FlyTying Club! The consensus was that we ALL wanted to get out and put our tying skills to the test now and again as a group. Some of the other local groups in Edmonton hold "Klaves" and we felt it was high time we did the same.

We all enjoy tying flies but our common binding goal remains to catch "fish" on the fly!

Other groups in the city of Edmonton specialize either in Fish & Game, or specifically Trout fishing. We don't consider just species or even flytying to be the ONLY bond that brings us together — but rather the enjoyment of the sport we call "fly-fishing." So even if you've never tied a fly in your life — but have had the inkling to learn (and trust me it's the next logical step in your "flyfishing" evolution) or are just a beginner come on down!

In the past year we have held outings to Cardiff, Morinville, and recently the Little Smokey River for Arctic Grayling. We have also shared video footage of members trips, and there is always lots to be learned at the meetings.

So before cabin fever settles in this winter, why not check us out! 🐟

MEMBERSHIP INFO

We meet every Wednesday night @ 7:00 P.M. in the St. Joeseph Catholic High School, 2nd Floor Cafeteria, 10830 - 109 Street. Anyone who is interested is welcome to attend a few meetings for FREE!

Basic Membership (Includes Family Membership - January thru December) - \$20.00

The Fly Dressers Guild (September thru August) is an additional - \$35.00

If you have any concerns about the **Northern Lights Flytying Club**, comments or suggestions please contact an executive member below or e-mail us at flyfish@planet.eon.net

Ian Russel @ (403) 447 - 5973

Roy Ramdeen @ (403) 476 - 1184

NewsLetter is also on the World Wide Web at <http://www.planet.eon.net/~flyfish/Northern.htm>

OCTOBER IS
CADDIS
MONTH



See this months feature
October Caddis Pattern.

FLY TYING ON
THE INTERNET

Each month we will endeavour to bring you new links to Flytying or Flyfishing related sites on the Internet.

Lance Taylor's Flyfishing Page
(NEW URL)

<http://www.connect.ab.ca/~lancel>

Alberta Government
Homepage

<http://www.government.ab.ca>

Casters Flies

http://www.amaonline.com/casters/fly_patterns.htm

*Fine Fishing Internet Magazine.
Over 450 articles by 50 plus
fishing writers, who have written
over 500 books.*

<http://www.finefishing.com/finefish2/>


TYING DEMONSTRATIONS FOR OCTOBER


October 8	October 15	October 22	October 29
<p>CDC BWO Demo: Michael Dell Hook: Dry fly size 18-22 (for demo we will use 16) Thread: 8/0 olive Wing: Two dun CDC feather tips Tail: Blue dun hackle fibres or substitute Body: Olive CDC</p> <p>DEVIL BUG Demo: Michael Dell Hook: Dry fly size 10-18 Thread: 6/0 brown or black Tail: Deer hair Body: Peacock herl or substitute dubbing Overbody: Deer hair</p> <p>Note: I will supply materials, but please bring your tools.</p>	<p>To be announced.</p>	<p>GRIFFITH'S GNAT Demo: Perry Miles Hook: Light wire, size 16 or smaller (Mustad 94840). Thread: 8/0 black, grey, or olive. Hackle: Grizzly, dry fly. Body: Peacock herl.</p> <p>CHRONOMID Demo: Perry Miles Hook: Size 06-18 (Mustad 9671) Thread: 8/0 black. Body: Black poly yarn, thin. Rib: Fine silver wire. Thorax: White ostrich herl or white poly yarn, pheasant tail overlay.</p>	<p>WOOLY BUGGER Demo: Lance Taylor Hook: TMC 300, Mustad 79580, sizes 2-10 wt. Thread: Black 6/0 prewaxed. Tail: Black marabou, plus 3 to 6 strands of Krystal Flash on each side. Body: Black Chenille Rib: Fine silver wire. Hackle: Black hackle, palmered over the body.</p> <p>JIM'S DAMSEL Demo: Lance Taylor Hook: TMC 100, Mustad 79580, Sizes 8-10 Thread: Olive 6/0 prewaxed. Tail: Olive marabou and Krystal Flash. Rib: Olive Krystal Flash. Body: Olive marabou, wrapped. Legs: Green Ringneck pheasant back fibers. Eyes: Olive green craft beads. Head: Olive marabou, wrapped.</p>

OCTOBER CADDIS

The October caddis is probably best known as the orange caddis, fall caddis, or giant orange sedge. Whatever their localized name may be, I know from personal experience that the Bow River is usually blanketed with them at this time of year. These bugs are as large as 1-1/4 inches, and the adult emergence usually begins in the fall as the daylight hours begin to dwindle.

~ "It's Caddis Time!" ~

A number of patterns have been developed to imitate this insect, including pupa and larva imitations (their use should not be overlooked just before the hatch begins). My favorite pattern is called the "October Caddis" which is actually a steelhead pattern. I have also used this pattern with great success on the North Saskatchewan River to take rising Goldeye. No matter which pattern you decide to go with don't overlook this seasonal bug - cause it's "Caddis time!" 



Originator: Bill Blake
Hook: Partridge 01, TMC 7989, Sizes 2-8
Thread: Black 6/0, prewaxed.
Tail: Golden pheasant crest feathers.
Body: Orange goat dubbing.
Wings: Fox, squirrel tipped forward and divided.
Hackle: Dark brown and soft. Sparse.

HOOK SELECTION MADE EASIER?

Hooks are the tool of the trade when it comes to fishing, and even more so when flytying. The hook has one "sole" purpose and that is to "hook" a fish - ouch! There are many different sizes and styles of hooks available, but there is a common terminology when it comes to describing these variances. There are probably just as many hook styles as there are species of fish, to wit the reason there are so many hooks. Always use a hook large enough to cope with the fish you intend to catch, or bug which you wish to imitate.

In order to make this all seem a little less confusing to the beginning flytier here then is a brief look at hooks.

HOOK TYPES

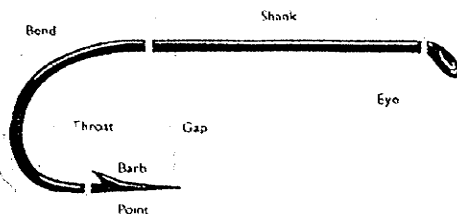
There are three basic types of hooks, the single, double, and treble. This refers to the actual number of hooks on the thing. Generally speaking, flytiers utilize only single hooks, though double hooks can be used for pike patterns, and trebles for tube flies.

HOOK SIZES

These are denoted by numbers, and is probably the most confusing aspect to the beginner. The smallest hook is 30 and the largest hooks are up to 16/0. What's that I hear you say 30 is smaller than 16/0? Well, yes you see the /0 (pronounced "ought") implies a MUCH bigger scale — and these hooks really are huge. In any event the thing to remember is that the scale goes like this 30, 24, 22, 20, 18, 16, 14, 12, 10, 8, 6, 4, 2, 1 then 1/0, 2/0, 3/0 and so on. So if your going to tie really tiny midges use small hooks, and if you're going to tie big gaudy pike flies use the 4/0's and up. Clear enough?

ANATOMY OF A HOOK

The parts of a typical hook are illustrated below. Generally, they are made of either light wire, heavy wire, or stainless steel. The points on some manufacturers hooks are actually chemically sharpened to a point, or else just normally filed to a point.



HOOKS HAVE EYE'S?

The "Eye" is where you tie your line onto the hook. It may be Eye Turned Up (EDE), Turned Down Eye (TDE), or Straight Eye (SE). There are more types but these are the basic three.

SHANK

This is normally where you tie on your materials to create a fly. The can come in 1XL, 2XL, etc. Meaning 1 Extra Long, 2 Extra Long and so on. When tying patterns they may refer to tying the material 1/2 way up the hook shank. This allows you to maintain proper proportions on your flies and is a useful reference.

BEND

Again, as mentioned hooks can utilize different bend styles. Normally we don't tie stuff on here as we need some of the hook to penetrate the fish.

BARB - YOU JUST KNOW A SPEECH IS COMING!

Yes, since we're on the subject, you will note the sharp "barb" on the hook. On bait hooks there will be more barbs on the "shank" of the hook to hold the bait. These "barbs" allow the hook to penetrate the fishes mouth in one direction and do not come out easily without causing damage. If you've ever "hooked" yourself or a fishing buddy you'll know what I mean. To make it easier to remove the hook from a fish or said fishing buddy's neck simply pinch down the barbs with a pair of pliers before using. Then you will have a "barbless" hook! Ideal for catch and release fishing, and soon a requirement in more Alberta waters in 1998.

GAP

The gap is usually the same length as the "throat".

THROAT

First eye's now throats, are these things alive or what? The length from the end of the bend to the point.

POINT

Hope you go it! Anyways, see the next page for a handy dandy hook cross-reference chart. Great for matching different manufacturers hook. If all else fails — use what you got. 🪝



HOOK CROSS REFERENCE CHART

Hook Type / Eye/ Bend / Special Attributes	Orvis	Tiemco	Mustad	VMC
1X Fine Dry Fly TD Eye, Wide Gape - Bronze	1509	100	-	-
1X Fine Dry Fly Straight Eye, Wide Gape - Bronze	1637	101	94859	-
1X Fine Dry Fly TD Eye, Wide Gape - Black	1635	1024	-	-
2XL, 1X Fine Dry Fly TDE, Perfect Bend - Bronze	1523	5210	94840	9280
2XL, Humped Shank TD Eye, Hoppers & Terrestrials - Bronze	1638	5212	94831	-
2X Wide, 2X Short TD Eye, Fine Wire Bronze - Shrimp/Pupae	1639	2487	-	-
2X Heavy, Wet/Nymph - TD Eye, Sproat Bend - Bronze	1641	3769	3906	8526
2X Heavy, 1X Long Wet Nymph TD Eye, Sproat Bend - Bronze	1642	3761	3906B	8526
2X Long, Nymph TD Eye, Perfect Bend - Bronze	1524	5262	9671	9279
3X Long, Nymph TD Eye, Perfect Bend - Bronze	1526	5263	9672	-
3X Long, Nymph Straight Eye, Special Bend - Bronze	1510	200	-	-
4X Long, Streamer TD Eye, Perfect Bend - Bronze	1511	300	79580	9283
Swimming Nymph Straight Eye, Special Bend - Bronze	1512	400	-	-
Salmon Dry, TU Loop Eye, Heavy Wire - Black	1644	7989	90240	-
Salmon Wet, TU Loop Eye, Heavy Wire - Black	1645	7999	36890	-
Saltwater - Stainless Steel Straight Eye, O'Shaughnessy Bend	0549	-	34007	-
Egg Hook - 3X Short Straight Eye, Heavy Wire Perfect Bend - Bronze	0595	-	9174	-
Bass Bug (Stinger) Straight Eye, Special Wide Gape - Bronze	0520	-	37187 or 37189	-

* Source - Index of Orvis Fly Patterns